



Year 7

Welcome Guide



Dear Year 7 learner

Congratulations on gaining your place here at Unsworth Academy. We are really, really looking forward to working with you and helping you make the most of this great opportunity!



You may already have visited Unsworth Academy, on one of our Open Evenings or Open Mornings and/or as part of our primary school activity programme. Even if you haven't visited us before, please do not worry, because I know that once you do visit, you will very quickly start to feel at home.

We have a very welcoming and friendly team here and you will have lots of help in getting to know how we do things to ensure that you are safe, happy and making the best academic progress.

We have put together this information booklet to support you to familiarise yourself with our team, our building and our routines. We are confident that you will find it very useful and reassuring.

We are determined to give you the best high school experience. In return we expect you to do the very best you can in all you do by behaving well, showing consideration for others and making the most of every opportunity that the school offers you. I know that you will enjoy a successful time here and make your own special contribution to the life of the school.

Congratulations and I look forward to meeting you all in person very soon.

Have a safe and happy Summer.

Yours sincerely,

Mrs Armstrong

Academy Principal

Our Core Values

- Our mission is to work together to inspire and challenge our learners to achieve excellence. This mission is reflected in our school motto:

Inspire, Challenge, Excel.

- Our vision is to be 'outstanding in everything we do'. This is our end goal and what we strive to achieve with every action we take.
- Our values are reflected in our core principles and standards. We want all members of the school community to have respect, pride and ambition for ourselves, our school and others.

Meet the Team

SLT TEAM

Mrs Armstrong, Academy Principal



Mr Fair, Deputy Principal



Mrs Power, Deputy Principal



Mr Orrell, Assistant Principal



Mr Leyland, Assistant Principal



Mr Lamb, SLT Secondment



Mr Shabaz

Head of Year 7 Progress



Mrs Slater

Pastoral Manager, Year 7



Mrs Chamberlain

Attendance Officer



Mrs Atkinson

SENCO





Now you know you will be joining Unsworth Academy in September, it is a good idea to have as much information as possible before you join us.

The address is:

Unsworth Academy, Parr Lane, Bury, BL9 8LP

The telephone number is:

0161 796 9820

The e-mail address is:

information@unsworth.shaw-education.org.uk

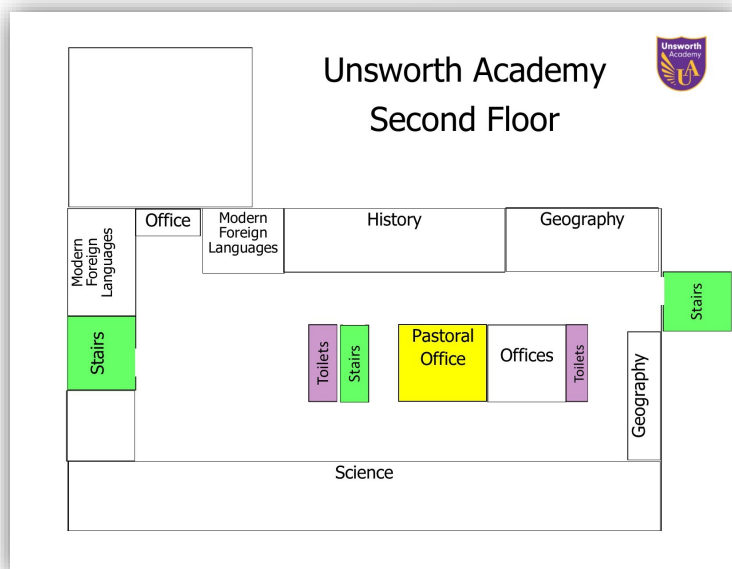
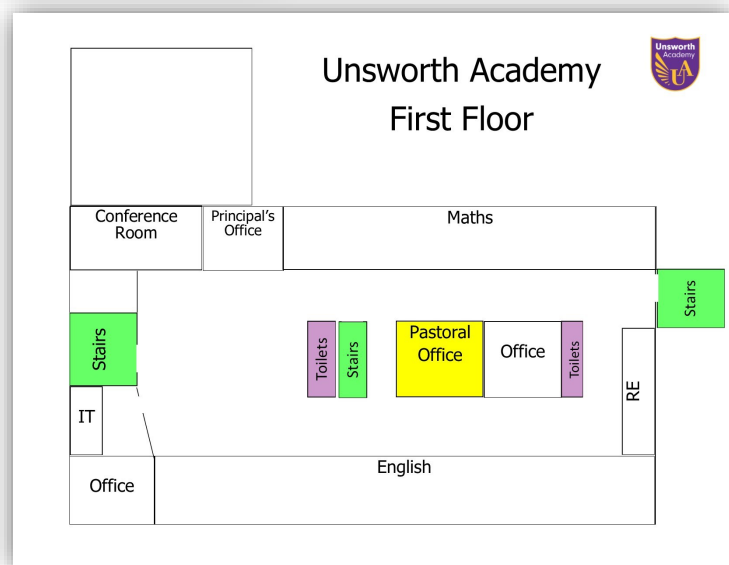
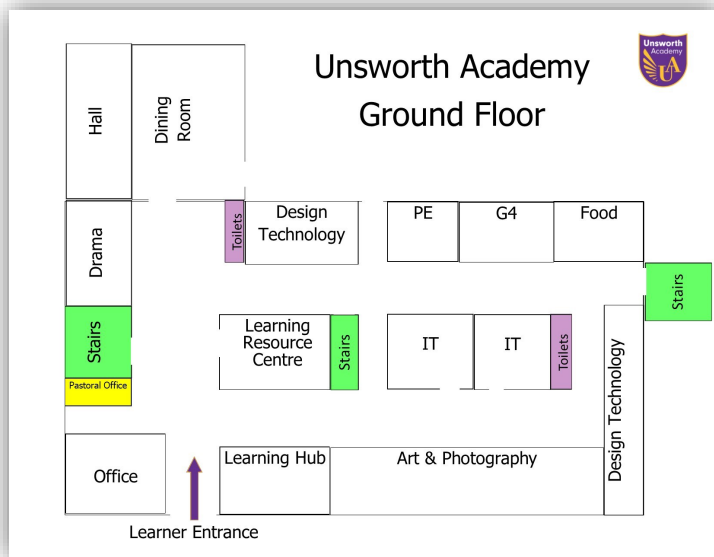
The website address is:

unsworthacademy.org.uk

The name of the Principal is:

Mrs S Armstrong

Map of School



Making New Friends

Here are some positive things you can do to keep your friendship strong and make new ones at high school.

- ♦ **Empathise** - Put yourself in your friend's situation to understand what they're going through.
- ♦ **Support** - You can show your support for your friends by just listening when they want to share.
- ♦ **Compliment** - Everyone likes to receive a compliment. Compliment your friend on a new hairstyle, a great score on a test, a smooth football move. Be specific and keep it simple. Choose the right moment to give the compliment.
- ♦ **Respect privacy** - Sharing secrets is a fun part of a friendship. It's hard to regain your friend's trust if you tell secrets you weren't supposed to share.
- ♦ **Encourage** - Use encouraging statements like, "You can do it".

When you wonder if you are being a good friend, ask yourself this question:

Am I treating my friend like I want my friend to treat me?



Joining-in


Joining in conversation or a group activity can be scary. However, it is one way to make new friends. Try these strategies for joining in.



Watch and listen. Observe what the group is doing. Listen to what the people are saying. Don't interrupt.


Make a friendly comment or gesture.

Nod your head and smile. Make comments like "That's a good idea", or "That looks great".



Find something you have in common with the group. Think about your own experiences. You could say "I saw that movie", or "I have that game at home".

Ask to join the group. Wait for a pause in the conversation. You could say "Can I walk with you?" Do you need any help? or "Can I play?"



Accept 'no' for an answer. Sometimes people don't want you to be part of the group. Don't argue or complain. Go and ask someone else.

Joining-in Situations

Here are some situations you might want to join in with. Try and plan what you may say or do. You could try acting these situations out.

1. You see three of your classmates playing football after school. You know one of them pretty well. You don't know the other two. You're quite good at being in goal.

What could you do? _____

What could you say? _____

2. You hear two classmates talking about the latest PlayStation game. You were playing on it last night.

What could you do? _____

What could you say? _____

3. Two classmates you know are looking at a piece of homework that you were also set, but they look stuck. You think you may know the answer to the question that they are struggling with.

What could you do? _____

What could you say? _____

4. Our classmates are looking at a text message they have received from a friend. They are laughing. You're sitting at the same lunch table.

What could you do? _____

What could you say? _____

5. Two classmates are asking the teacher for permission to work on an art project during lunch hour. Art is your best subject and your project is already on display.

What could you do? _____

What could you say? _____

Asking for Help

Sometimes you will need our help with things like:

- not knowing what the homework is
- not being able to find your way around

Don't worry!

There are many people who could help you, but they won't know that you need help unless you tell them.

Friends - Ask friends or other students if you don't know where to go. You can ask them what the homework was if you are not certain. They can also help to work out new situations like going to the cafeteria.

Teachers/Head of Year/Pastoral Manager - Ask your teachers if you don't know what to do in class or for homework. They will also be able to help you if you have forgotten something or don't know where to go.

People at home - People at home will be able to help you plan and organise your equipment and homework. They will want to know if you have any problems. They will be able to help you work out the best person to ask if you have problems with work or may try and contact someone in school and ask them to help you.

Try and work out whom you would approach in these situations:

- ◆ You don't know where your next lesson is.
- ◆ You cannot read your homework notes.
- ◆ In the lesson you did not understand what the teacher wanted you to do.
- ◆ You have not got a pencil which is needed to complete your work.

REMEMBER TO ASK FOR HELP!



Saying Sorry

If you do break a school rule or behave in a way that upsets or hurts someone then you can show you are sorry by apologising. Sometimes this can be hard as it can be difficult to admit that you are wrong.

Here are some examples of times when you may need to say sorry.

When you forget something

- ♦ If you forget something, it is not a big problem. Everyone forgets things and it is always a good idea to say you are sorry.
- ♦ Imagine you have forgotten something. Practise saying the right words with a partner and then it will be easier when it does happen.

For example:

"I am sorry Sir / Miss. I'm not used to my timetable yet and I've forgotten to bring the right book. I will remember it for the next lesson."

When you make a mistake

- ♦ Mistakes can sometimes happen because you did not really understand what the teacher meant. Some things may be different from what you are used to and if you pretend that you understand when you don't the teacher will not know that you need help.
- ♦ Think up a situation in which you have not understood exactly what the teacher meant and discuss this with someone at home. Take turns to explain to the teacher what has happened.

For example:

- ♦ "I am sorry Sir / Miss, I have been listening, but I don't understand. Please could you tell me again."



Settling into Unsworth Academy

Sometimes something can happen at school that makes you upset or anxious. A lot of people feel like this especially when they are starting somewhere new.

Keep calm. Tell yourself, "I can solve this problem if I stay calm."

Decide what the problem is.

- Are you frustrated because you could not do something you wanted?
- Are you upset because someone did something to you?
- Are you worried because something has gone wrong?

Think about possible solutions.

Think about the consequences. What will happen if you try different solutions?

Pick the best solution.

Talk with someone at home about what you would do in each of these situations in school.

1. You haven't done your homework.
2. You have forgotten your student planner.
3. You are in a crowd going upstairs and you think someone pushed you.
4. You think you are lost.
5. You see someone being bullied.
6. You find someone crying in the corridor.
7. You've lost your purse/ wallet.
8. You find someone's purse.
9. You've ripped your trousers/ skirt.

Remember!

Bullying is not:

1. An accidental bump or jostle, in the school corridor, for example
2. An argument with a friend
3. A friend being nasty over something specific
4. A one-off fight or argument

Times of the School Day

Time	Period
8.45 – 9.05 am	Form time
9.05 – 10.05 am	1
10.05 – 11.05 am	2
11.05 am – 11.25 am	Break
11.25 am – 12.25 pm	3
12.25 pm to 1.25 pm	4
1.25 pm – 2.05 pm	Lunch
2.05 pm to 3.05 pm	5

How many 1 hour lessons per fortnight?

English

8



Maths

7



Science

7



Spanish

4



Geography

4



History

4



Technologies

5



PE

4



Art

2



Performing Arts

2



PSHCE

2



RE

1



The Unsworth Way

The Unsworth Way

Your Community

Your School

Your Way

Classroom Focus

- Respect your teacher and peers
- Be equipped and ready to learn
- Focus on learning
- Respond to reasonable requests 1st time
- Contribute to a CALM, POSITIVE classroom.

Classroom Focus

- Respect your community —use the bins
- Respect the authority of staff and prefects
- Be calm and sensible going to lessons and lining up
- Respect our local community — you represent ALL of us.

Morning Routine

Before leaving for school there are a lot of things to think about, starting from the night before.

Things to think about in the morning. Put them in the right order.

- ◆ Get dressed
- ◆ Check you have the correct equipment in your bag
- ◆ Check your timetable
- ◆ Wash
- ◆ Check you have got your homework
- ◆ Clean your teeth
- ◆ Say “Goodbye”
- ◆ Check you have the correct money
- ◆ Wake up
- ◆ Eat your breakfast
- ◆ Leave for school



Any others

- ◆ _____
- ◆ _____

[illegible]

Route to School

How are you going to get to school?

How long will it take?

If you are catching the bus, what time does it leave?

What time will you need to leave home?

Find a map that shows both where you live and your Secondary School. Photocopy the map and draw on your route to school or your route to the bus stop.



School Uniform

Girls' Uniform

- Unsworth Academy bespoke grey blazer
- White **reversed** collar school blouse (**not** school shirt which buttons at the top)
- Unsworth Academy bespoke school skirt
- Black traditional school trousers (**no** 'skinny' style or black jeans)
- Plain black socks or tights
- Apron for Technology subjects

Footwear

Plain black leather shoes (**not** boots, trainers or canvas pumps/shoes. **No** coloured markings)

Coats

Plain coloured non-branded school coat

Optional

Plain V-neck traditional grey school jumper (**not** sweatshirt material or hoodies)

Additional Clothing

This must comply with the school's requirements concerning colour, fabric and safety. Headscarves must be grey or black.

Boys' Uniform

- Unsworth Academy bespoke grey blazer
- White traditional school shirt
- Black traditional school trousers (**no** 'skinny' style or black jeans)
- Unsworth Academy bespoke purple tie
- Plain black socks
- Apron for Technology subjects

Footwear

Plain black leather shoes (**not** boots, trainers or canvas pumps/shoes. **No** coloured markings)

Coats

Plain coloured non-branded school coat

Optional

Plain V-neck traditional grey school jumper (**not** sweatshirt material or hoodies)

Learners will also require a plain coloured rucksack or school bag

Unsworth Academy Bespoke Sports Kit for Boys and Girls

- Short sleeve training top with logo white/grey/purple
- Shorts—purple with logo
- Socks—purple
- Training pants/leggings—black with logo
- Training top—black with logo
- Plain solid training shoes
- Football boots (optional)

School Uniform



Girls' Blazer and Shirt



Girls' Skirt



Boys' Blazer and Shirt



Boys' Trousers



Tie



PE Kit



Girls' Uniform



Boys' Uniform

School Equipment

Things you will need to bring into school every day:

Every day you will need

- At least 2 pens and 2 pencils
- A green pen
- A highlighter
- Ruler, rubber & pencil sharpener
- A clear plastic pencil case
- Scientific calculator (FX83GT)
- A protractor and compass



Supplied by school

- Learner planner
- Exercise books
- Text books

Our mobile phone rule:

The school accepts learners may choose to bring in mobile phones to contact parents/carers whilst travelling to and from school. However, they must NOT be used in school and the school accepts no responsibility for loss or damage incurred to them. Any learner needing to contact home or vice versa must do so via the school telephone. All mobile phones must be switched off and kept out of sight either in the inside blazer pocket or in a school bag. If learners are seen using their mobile phone in school then they will be confiscated and placed in the school safe, to be picked up by their parent/carer the next day, or as soon as possible thereafter.



Any Questions?

Moving to high school is a big step forward in your life. We hope the information in this booklet has helped you to get to know more about Unsworth Academy. If you have any further questions, please write them down below and we will answer them when we next see you.

My Question:

My Question:

My Question:

Take care. Best wishes from Team Unsworth.